

FRCR 2B Practice Viva (Session 148) - DKT Masterclass

(PART A): Imaging Evaluation of Bone Prostheses and Their Complications – Dr Priya Suresh

(PART B viva): Focus on CT and MRI Cases (Multisystem)



Summary Feedback

ST1 – ST4 Teaching Programme 2026

**FRCR 2B Practice Viva (Session 148) - DKT Masterclass
(PART A): Imaging Evaluation of Bone Prostheses
and Their Complications – Dr Priya Suresh**

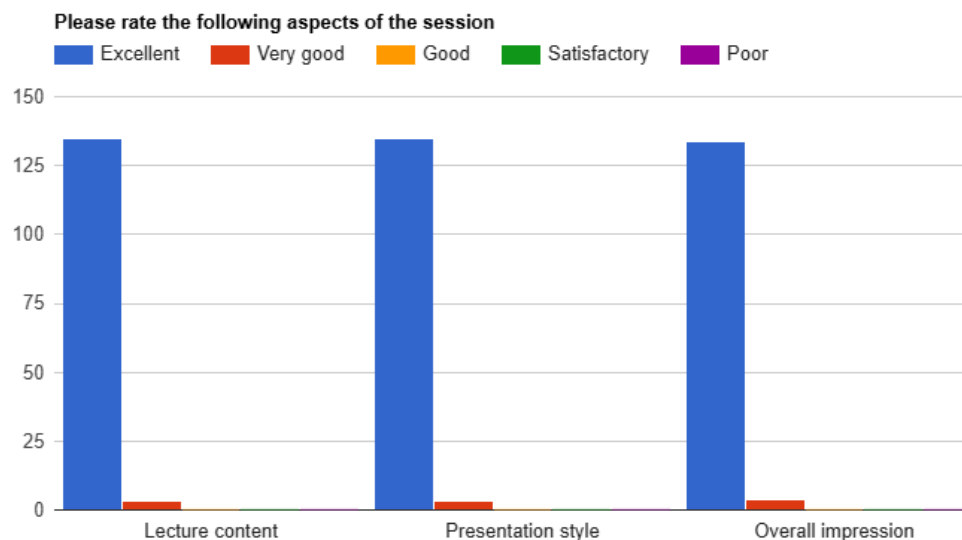
**(PART B): Focus on CT and MRI Cases (Multisystem) – Dr Sami Khan
(7th May 2026)**

Delivered By:

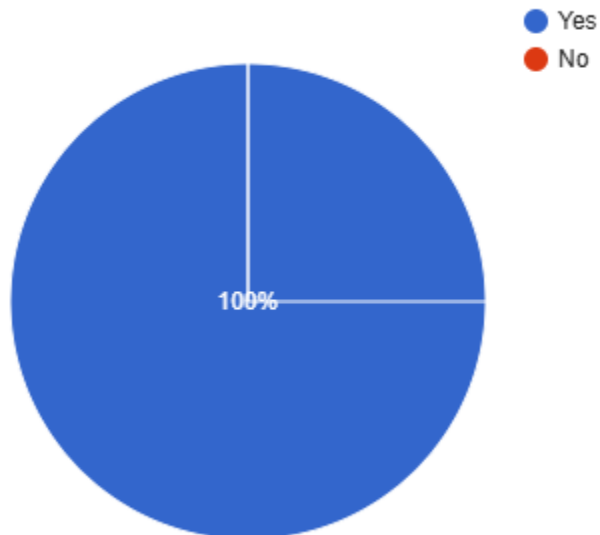
(Priya Suresh & Sami Khan)

Summary Points:

- ST1-ST4 teaching programme 2026 – FRCR 2B Practice Viva Session 148: 2 hours teaching time
- Total Attendees: 347 from 38 Countries (Algeria, Australia, Bahrain, Bangladesh, Botswana, Canada, Egypt, Ethiopia, Georgia, Ghana, Hong Kong, India, Indonesia, Iran, Iraq, Jordan, Kenya, Korea, Republic of, Libya, Malawi, Malaysia, Myanmar, Namibia, Nigeria, Oman, Pakistan, Qatar, Saudi Arabia, Somalia, South Africa, Sri Lanka, Sudan, Türkiye, UAE, UK, Ukraine, Yemen, Zimbabwe).
- Total feedback received from 138 participants



Did you find it useful
138 responses



Testimonials

- Marvellous session, very important take home messages regarding evaluation of bone prosthesis by Dr. Priya and fantastic viva session by Dr. Khan with very important take home messages and very helpful feedback to candidates as well. Thanks a lot to the great teacher and the whole team (Egypt).
- Much needed presentation on hip prosthesis by Dr Priya. The viva session by Dr. Khan was super engaging and informative as always. Thanks to both of you. Love from UAE! (UAE).
- Post hip replacement radiograph has always been a challenge for me to report. This session has cleared a lot of concepts (Pakistan).
- This hip arthroplasty was kind of unfamiliar topic that I never had before, but it was clearly explained. The viva part by Dr. Khan was also helpful as always (Thailand).
- Excellent elaboration on hip prosthesis - expectation what and how to report and cases (UK).
- Great lecture by Dr. Priya! Excellent viva by Dr. Khan! Awesome platform for Radiology lovers and learners! (Pakistan).
- Hip arthroplasty was well taught and the viva cases were excellent (Sudan).
- Great MSK teaching, high level, great viva cases. Congratulations on the gold medal Dr. Khan! (UK).
- Amazing lecture focusing on a very important yet mostly forgotten entity - prosthesis (UK).
- Dr. Priya Suresh covered the topic very well. Thanks to her and Dr. Sami Khan (Pakistan).
- Excellent description of various types of arthroplasty and their fractures (UAE).
- Explanation regarding the identification of acute complications prosthesis on plain radiographs was very useful (UK).
- Interesting cases, constructive feedback, excellent hint and tips on important differentials (Algeria).
- Very informative lecture on hip prosthesis and great cases for viva session (Saudi Arabia).

FRCR 2B Practice Viva (Session 148) - DKT Masterclass

(PART A): Imaging Evaluation of Bone Prostheses and Their Complications – Dr Priya Suresh

(PART B viva): Focus on CT and MRI Cases (Multisystem)

- All aspects were useful (Saudi Arabia).
- Dr. Khan's teaching and Dr. Priya's tips for diagnosis were very valuable (Pakistan).
- X-ray descriptions were useful (UK).
- Excellent imaging examples for every case (Pakistan).
- The session's topic was very useful (UAE).
- The types of hip replacements were well elaborated (Sudan).
- Everything was useful (India).
- Excellent cases (UK).
- Excellent knowledge and cases (Pakistan).
- Very practical and surgical oriented approach (India).
- Nicely explained (UAE).
- Very good cases! (Myanmar).
- Very new and much needed topic (India).
- Lecture content was useful (UK).
- It was perfect (UAE).
- Case approach was useful (Pakistan).
- I liked the typical images and detailed explanation were useful (Saudi Arabia).
- The prosthesis talk was helpful (UK).
- Prosthetic complications were useful (Egypt).
- Teaching points were useful (India).
- Complications of hip implants were well taught (UK).
- Great learning. Thank you very much (Pakistan).
- All of it was useful (Sudan).
- Very good (UAE).
- A different and difficult topic well explained (Pakistan).
- Excellent description of cases (UAE).
- Hip replacement was well elaborated (Malaysia).
- Excellent (Iran).
- I liked the different case examples (UK).
- Very comprehensive (Türkiye).
- Very useful cases by Dr. Priya. Great session by Dr. Sami! (Pakistan).
- The first session was excellent (Nigeria).
- Excellent session and cases (UK).
- Excellent explanation by the moderator (UK).
- Very nice session on hip arthroplasty and viva cases (Egypt).
- Detailed explanation and wide variety of cases (India).
- The instructor's management was commendable (Qatar).
- All of it was very useful & highly valuable (Egypt).
- I liked the case based learning (UK).
- It was precise and knowledgeable (Canada).
- Dr. Khan's detailed explanation of the cases was excellent (Nigeria).
- The discussed viva cases were great (UK).
- Great session (Libya).
- Interesting teaching on hip prosthesis. Great cases from Dr. Khan too! (UK).
- Great cases and explanations (UK).
- Good cases and teaching (UK).

FRCR 2B Practice Viva (Session 148) - DKT Masterclass

(PART A): Imaging Evaluation of Bone Prostheses and Their Complications – Dr Priya Suresh

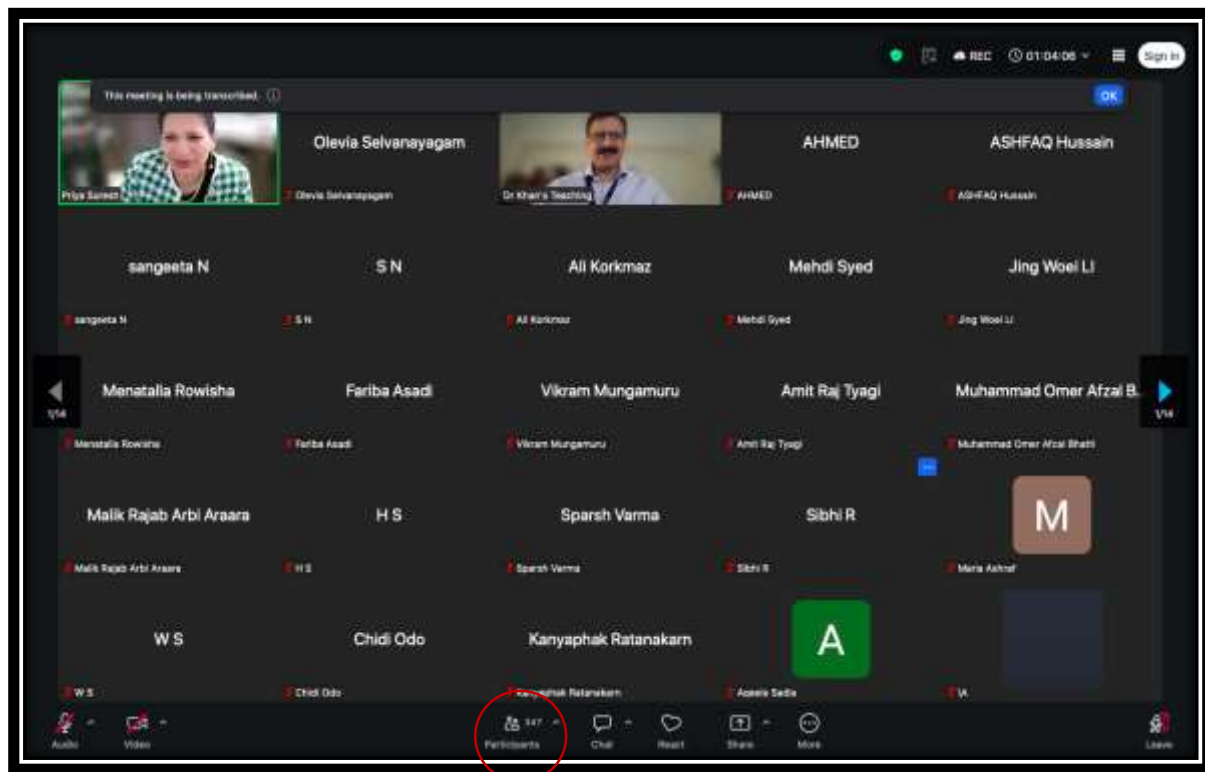
(PART B viva): Focus on CT and MRI Cases (Multisystem)

- The differentials explained by Dr. Khan were excellent (Pakistan).
- Useful and important cases (UK).
- Prosthesis imaging evaluation was well elaborated (Pakistan).
- Excellent lecture and cases (Iraq).
- Everything said was useful (Pakistan).
- Amazing session. Excellent topic by Dr. Priya (Iraq).
- Valuable lecture on hip prosthesis (Ethiopia).
- Excellent cases & discussion (Kuwait).
- Different types of hip prosthesis well explained (UK).
- Learnt well about hip prosthesis and gliomas (Pakistan).
- Dr. Khan's teaching was very useful (Saudi Arabia).
- Every aspect was useful (India).
- Nice teaching and interesting cases (UAE).
- Excellent viva cases (UK).
- Every aspect of the session was valuable (Nigeria).
- Excellent teaching session (Pakistan).
- Excellent teaching (UK).
- Prosthetic radiology was well taught (Pakistan).
- Excellent presentation (Pakistan).
- Excellent teaching (Pakistan).
- Amazing presentation (India).
- Very informative (UAE).
- Great teaching (Pakistan).
- Very useful session (UAE).
- Good presentation (UK).
- Very educative (UK).
- Good presentation with good teaching (Pakistan).
- Really nice mannerisms from Dr. Khan, very reassuring (UK).
- Absolutely brilliant (Iraq).
- 10/10 (UK).
- Excellent! (Ethiopia).
- Very informative session (Pakistan).
- Great lecture (Zimbabwe).
- Excellent! Thank you so much (Yemen).
- Fantastic (Sudan).
- Excellent teaching session (Algeria).
- Very happy. My great thanks to you (Saudi Arabia).
- Wonderful session (Pakistan).

FRCR 2B Practice Viva (Session 148) - DKT Masterclass

(PART A): Imaging Evaluation of Bone Prostheses and Their Complications – Dr Priya Suresh

(PART B viva): Focus on CT and MRI Cases (Multisystem)



FRCR 2B Practice Viva (Session 148) - DKT Masterclass

(PART A): Imaging Evaluation of Bone Prostheses and Their Complications – Dr Priya Suresh

(PART B viva): Focus on CT and MRI Cases (Multisystem)



=====XX=====XX=====